

OFFICIAL RESULTS OF  
**MINIGOLF NATIONS CUP 2008**

Tampere, Finland 10 – 11 May 2008

WMF GOLD SPONSORS





ManseRG		1. Austria				
	LINDMAYR Manfred	B 28 E 20	21	= 69	28.00 20.50	
	ZIEGLER Herbert	B 32 E 20	24	= 76	32.00 22.00	
	BERGER-RELLA Elisabeth	B 28 E 27	24	= 79	28.00 25.50	
	BERGER Markus	B 29 E 25	22	= 76	29.00 23.50	
		B 117 E 92	91	= 300		



ManseRG		2. Germany				
	NOACK Marcel	B 33 E 25	22	= 80	33.00 23.50	
	KOBISCH Alice	B 30 E 25	29	= 84	30.00 27.00	
	ERLBRUCH Walter	B 28 E 21	22	= 71	28.00 21.50	
	KLOSEK Daniel	B 29 E 21	24	= 74	29.00 22.50	
		B 120 E 92	97	= 309		



ManseRG		3. Switzerland 1				
	WEBER Rebecca	B 33 E 21	24	= 78	33.00 22.50	
	SPESSCHA Vitus	B 32 E 22	20	= 74	32.00 21.00	
	MATHYS Cedric	B 28 E 25	23	= 76	28.00 24.00	
	SOMMER Reto	B 31 E 26	23	= 80	31.00 24.50	
		B 124 E 94	90	= 308		



ManseRG		4. Sweden			
	EISENSCHMIDT Peter	B 33 E 29	24	= 86	33.00 26.50
	WIKLUND Karin	B 29 E 25	25	= 79	29.00 25.00
	OLSSON Anders	B 27 E 23	26	= 76	27.00 24.50
	ZETTERLUND Pierre	B 29 E 24	23	= 76	29.00 23.50
		B 118 E 101		= 317	



ManseRG		5. Switzerland 2			
	NICOLUSSI Marco	B 32 E 24	24	= 80	32.00 24.00
	BLASER Melanie	B 31 E 30	27	= 88	31.00 28.50
	MANN Mike	B 27 E 22	21	= 70	27.00 21.50
	WIETLISBACH Raphael	B 32 E 21	24	= 77	32.00 22.50
		E 97 B 122	96	= 315	



ManseRG		6. Netherlands			
	TIEKSTRA Erik	B 32 E 23	25	= 80	32.00 24.00
	KLARENBEEK Roland	B 33 E 21	27	= 81	33.00 24.00
	KLARENBEEK Natasja	B 29 E 28	23	= 80	29.00 25.50
	JASPER Alexander	B 37 E 21	23	= 81	37.00 22.00
		E 93 B 131	98	= 322	









Manse RG		7. Finland 1			
	NUOTIO Marko	B 28 E 23	26	= 77	28.00 24.50
	JUHOLA Mirva	B 36 E 30	24	= 90	36.00 27.00
	AHLBERG Tom	B 30 E 26	28	= 84	30.00 27.00
	SALONEN Kosti	B 28 E 21	21	= 70	28.00 21.00
		E 100 B 122	99	= 321	







Manse RG		8. Finland 2			
	LANTTA Tommi	B 31 E 24	22	= 77	31.00 23.00
	MUSTONEN Nina	B 44 E 27	31	= 102	44.00 29.00
	RANTANEN Jyri	B 30 E 27	27	= 84	30.00 27.00
	PENNANEN Riku	B 31 E 27	25	= 83	31.00 26.00
		E 105 B 136	105	= 346	

Click player's name to see scorecard. Result service powered by MIDGET.

## Group A






		1. Switzerland 1						
	WEBER Rebecca	B	29	28	33	29	= 225	29.75
	E	26	28	26	26	26.50		
	SPESCHA Vitus	B	29	32	31	28	= 209	30.00
	E	21	22	23	23	22.25		
	MATHYS Cedric	B	27	30	26	29	= 206	28.00
	E	23	22	24	25	23.50		
	SOMMER Reto	B	28	28	25	26	= 197	26.75
	E	22	25	22	21	22.50		
		B	113	118	115	112	= 837	
	E	92	97	95	95			
		B	12	10	12	12	= 83	
	E	10	8	10	9			

		2. Germany						
	NOACK Marcel	B	29	30	29	30	= 213	29.50
	E	21	25	25	24	23.75		
	KOBISCH Alice	B	30	27	31	30	= 222	29.50
	E	21	27	29	27	26.00		
	ERLBRUCH Walter	B	28	26	27	28	= 198	27.25
	E	21	22	20	26	22.25		
	KLOSEK Daniel	B	31	29	30	30	= 204	30.00
	E	22	21	18	23	21.00		
		B	118	112	117	118	= 837	
	E	85	95	92	100			
		B	10	12	9	8	= 80	
	E	12	11	12	6			









MansERG		3. Netherlands						
	TIEKSTRA Erik	B	33	29	29	31	= 213	30.50
		E	23	20	23	25		22.75
	KLARENBEEK Roland	B	31	31	30	30	= 237	30.50
		E	31	28	30	26		28.75
	KLARENBEEK Natasja	B	30	33	29	29	= 225	30.25
		E	28	25	30	21		26.00
	JASPER Alexander	B	30	32	29	26	= 209	29.25
		E	24	22	24	22		23.00
		B	124	125	117	116	= 884	
		E	106	95	107	94		
		B	8	8	9	10	= 70	
		E	6	11	6	12		

MansERG		4. Finland 1						
	NUOTIO Marko	B	31	30	28	32	= 221	30.25
		E	28	24	23	25		25.00
	JUHOLA Mirva	B	34	32	33	32	= 232	32.75
		E	26	24	27	24		25.25
	AHLBERG Tom	B	32	33	31	32	= 236	32.00
		E	24	28	31	25		27.00
	SALONEN Kosti	B	29	31	29	30	= 211	29.75
		E	25	24	22	21		23.00
		B	126	126	121	126	= 900	
		E	103	100	103	95		
		B	6	6	6	4	= 53	
		E	8	6	8	9		

Manse RG		5. Finland 3							
	AHRENBORG Ari	B	39	31	35	33	=	251	34.50
		E	25	32	31	25			28.25
	GRANATH Heidi	B	32	40	34	30	=	262	34.00
		E	27	31	34	34			31.50
	EKMAN Axel	B	37	40	33	31	=	243	35.25
		E	26	25	21	30			25.50
	HEINO Jussi	B	30	33	31	29	=	232	30.75
		E	29	28	27	25			27.25
		B	138	144	133	123	=	988	
		E	107	116	113	114			
		B	4	4	4	6	=	28	
		E	4	2	2	2			









Manse RG		6. Russia 1							
	FOKIN Sergey	B	34	32	31	34	=	232	32.75
		E	26	25	26	24			25.25
	CHERNITSYN Sergey	B	33	38	36	35	=	252	35.50
		E	33	26	26	25			27.50
	TETEREV Kirill	B	36	32	35	37	=	254	35.00
		E	27	27	34	26			28.50
	CHESNOVA Tatiana	B	36	43	40	40	=	282	39.75
		E	32	36	25	30			30.75
		B	139	145	142	146	=	1020	
		E	118	114	111	105			
		B	2	2	2	2	=	22	
		E	2	4	4	4			



Mansera  
**7. Great Britain 1**















 DAVIES Tim	B	<b>35</b>	36	37	42	=	271	37.50
	E	<b>29</b>	37	<b>28</b>	<b>27</b>			30.25
 HOMER Sean	B	<b>38</b>	36	39	39	=	293	38.00
	E	37	41	<b>28</b>	35			35.25
 HOMER Marion	B	<b>53</b>	54	45	51	=	369	50.75
	E	34	44	<b>50</b>	38			41.50
 McIVER John	B	<b>38</b>	41	<b>33</b>	41	=	291	38.25
	E	<b>26</b>	39	39	34			34.50
	B	<b>164</b>	<b>167</b>	<b>154</b>	<b>173</b>	=	<b>1224</b>	
	E	126	161	145	134			
	B	<b>0</b>	<b>0</b>	<b>0</b>	<b>0</b>	=	<b>0</b>	
	E	<b>0</b>	<b>0</b>	<b>0</b>	<b>0</b>			

Click player's name to see scorecard. Result service powered by MIDGET.

















## Group B









MansERG		1. Sweden							
	EISENSCHMIDT Peter	B	32	32	32	27	= 217	30.75	
		E	24	20	26	24		23.50	
	WIKLUND Karin	B	25	34	29	29	= 208	29.25	
		E	22	23	22	24		22.75	
	OLSSON Anders	B	33	29	28	31	= 212	30.25	
		E	23	22	23	23		22.75	
	ZETTERLUND Pierre	B	27	30	28	33	= 208	29.50	
		E	21	22	21	26		22.50	
		E	90	87	92	97	= 845		
		B	117	125	117	120			
		B	10	8	8	8	= 67		
		E	10	10	8	5			

MansERG		2. Austria							
	LINDMAYR Manfred	B	29	29	29	27	= 202	28.50	
		E	22	20	25	21		22.00	
	ZIEGLER Herbert	B	37	31	28	30	= 225	31.50	
		E	24	25	28	22		24.75	
	BERGER-RELLA Elisabeth	B	27	33	32	31	= 216	30.75	
		E	25	21	20	27		23.25	
	BERGER Markus	B	29	26	27	25	= 200	26.75	
		E	22	23	23	25		23.25	
		E	93	89	96	95	= 843		
		B	122	119	116	113			
		B	6	10	10	10	= 66		
		E	8	8	6	8			

MansERG		3. Switzerland 2						
	NICOLUSSI Marco	B	30	31	32	32	= 223	31.25
	E	25	25	25	23	24.50		
	BLASER Melanie	B	30	29	31	31	= 212	30.25
	E	21	26	20	24	22.75		
	MANN Mike	B	29	35	28	33	= 210	31.25
	E	24	20	21	20	21.25		
	WIETLISBACH Raphael	B	29	31	28	34	= 214	30.50
	E	24	23	21	24	23.00		
		E	94	94	87	91	= 859	
	B	118	126	119	130			
		B	8	6	6	4	= 56	
	E	6	6	10	10			

MansERG		4. Finland 2						
	LANTTA Tommi	B	35	36	33	34	= 247	34.50
	E	26	33	26	24	27.25		
	MUSTONEN Nina	B	31	34	33	30	= 228	32.00
	E	26	25	24	25	25.00		
	RANTANEN Jyri	B	34	30	33	31	= 237	32.00
	E	29	30	25	25	27.25		
	PENNANEN Riku	B	27	32	33	26	= 214	29.50
	E	25	26	22	23	24.00		
		E	106	114	97	97	= 926	
	B	127	132	132	121			
		B	4	4	4	6	= 33	
	E	4	2	4	5			

Manse RG		5. Russia 2							
	 RUKOVISHNIKOV Konstantin	B	39	36	31	31			
		E	35	26	30	26	=	254	34.25 29.25
	 KARZHAVIN Dmitry	B	38	33	36	36			
		E	39	25	29	30	=	266	35.75 30.75
	 KOZLOV Viktor	B	33	36	32	36			
		E	30	27	35	26	=	255	34.25 29.50
	 TROFIMCHIK Olesya	B	38	36	38	41			
		E	30	35	31	30	=	279	38.25 31.50
		E	134	113	125	112			
		B	148	141	137	144	=	1054	
		B	2	2	2	2			
		E	2	4	2	2	=	18	

Manse RG		6. Great Britain 2							
	 BOOTH Andy	B	50	46	53	45			
		E	34	36	45	40	=	349	48.50 38.75
	 GOTTFRIED Richard	B	37	49	36	46			
		E	43	41	41	39	=	332	42.00 41.00
	 GOTTFRIED Emily	B	40	56	42	47			
		E	45	37	47	43	=	357	46.25 43.00
	 GOW Stephen	B	48	39	45	37			
		E	34	30	30	32	=	295	42.25 31.50
		E	156	144	163	154			
		B	175	190	176	175	=	1333	
		B	0	0	0	0			
		E	0	0	0	0	=	0	

Click player's name to see scorecard. Result service powered by MIDGET.





Nations Cup 2008, Tampere weighted average scores (beton-avg + eternite-avg) / 2



19.		NUOTIO Marko	B	31	30	28	32	28		=	298	27.32	29.80
			E	28	24	23	25	23	26				24.83
20.		BLASER Melanie	B	30	29	31	31	31		=	300	27.53	30.40
			E	21	26	20	24	30	27				24.67
21.		ZIEGLER Herbert	B	37	31	28	30	32		=	301	27.72	31.60
			E	24	25	28	22	20	24				23.83
22.		WEBER Rebecca	B	29	28	33	29	33		=	303	27.78	30.40
			E	26	28	26	26	21	24				25.17
23.		EISENSCHMIDT Peter	B	32	32	32	27	33		=	303	27.85	31.20
			E	24	20	26	24	29	24				24.50
24.		NICOLUSSI Marco	B	30	31	32	32	32		=	303	27.87	31.40
			E	25	25	25	23	24	24				24.33
25.		KLARENBECK Natasja	B	30	33	29	29	29		=	305	27.92	30.00
			E	28	25	30	21	28	23				25.83
26.		KOBISCH Alice	B	30	27	31	30	30		=	306	27.97	29.60
			E	21	27	29	27	25	29				26.33
27.		FOKIN Sergey	B	34	32	31	34			=	232	29.00	32.75
			E	26	25	26	24						25.25
28.		HEINO Jussi	B	30	33	31	29			=	232	29.00	30.75
			E	29	28	27	25						27.25
29.		KLARENBECK Roland	B	31	31	30	30	33		=	318	29.08	31.00
			E	31	28	30	26	21	27				27.17
30.		AHLBERG Tom	B	32	33	31	32	30		=	320	29.30	31.60
			E	24	28	31	25	26	28				27.00
31.		RANTANEN Jyri	B	34	30	33	31	30		=	321	29.38	31.60
			E	29	30	25	25	27	27				27.17
32.		JUHOLA Mirva	B	34	32	33	32	36		=	322	29.62	33.40
			E	26	24	27	24	30	24				25.83
33.		LANTTA Tommi	B	35	36	33	34	31		=	324	29.82	33.80
			E	26	33	26	24	24	22				25.83
34.		MUSTONEN Nina	B	31	34	33	30	44		=	330	30.37	34.40
			E	26	25	24	25	27	31				26.33
35.		EKMAN Axel	B	37	40	33	31			=	243	30.38	35.25
			E	26	25	21	30						25.50
36.		WEAVER Jason	B	36	32	27	35			=	250	31.25	32.50
			E	32	29	32	27						30.00



MansERG		Nations Cup 2008, Tampere weighted average scores (beton-avg + eternite-avg) / 2								
37.	AHRENBERG Ari	B	39	31	35	33	=	251	31.38	34.50
		E	25	32	31	25				28.25
38.	CHERNITSYN Sergey	B	33	38	36	35	=	252	31.50	35.50
		E	33	26	26	25				27.50
39.	TETEREV Kirill	B	36	32	35	37	=	254	31.75	35.00
		E	27	27	34	26				28.50
40.	RUKOVISHNIKOV Konstantin	B	39	36	31	31	=	254	31.75	34.25
		E	35	26	30	26				29.25
41.	KOZLOV Viktor	B	33	36	32	36	=	255	31.88	34.25
		E	30	27	35	26				29.50
42.	GRANATH Heidi	B	32	40	34	30	=	262	32.75	34.00
		E	27	31	34	34				31.50
43.	KARZHAVIN Dmitry	B	38	33	36	36	=	266	33.25	35.75
		E	39	25	29	30				30.75
44.	DAVIES Tim	B	35	36	37	42	=	271	33.88	37.50
		E	29	37	28	27				30.25
45.	CHMUT Vasily	B	39	41	39	30	=	275	34.38	37.25
		E	27	33	34	32				31.50
46.	TROFIMCHIK Olesya	B	38	36	38	41	=	279	34.88	38.25
		E	30	35	31	30				31.50
47.	CHESNOVA Tatiana	B	36	43	40	40	=	282	35.25	39.75
		E	32	36	25	30				30.75
48.	McIVER John	B	38	41	33	41	=	291	36.38	38.25
		E	26	39	39	34				34.50
49.	HOMER Sean	B	38	36	39	39	=	293	36.63	38.00
		E	37	41	28	35				35.25
50.	GOW Stephen	B	48	39	45	37	=	295	36.88	42.25
		E	34	30	30	32				31.50
51.	GOTTFRIED Richard	B	37	49	36	46	=	332	41.50	42.00
		E	43	41	41	39				41.00
52.	BOOTH Andy	B	50	46	53	45	=	349	43.63	48.50
		E	34	36	45	40				38.75
53.	GOTTFRIED Emily	B	40	56	42	47	=	357	44.63	46.25
		E	45	37	47	43				43.00
54.	HOMER Marion	B	53	54	45	51	=	369	46.13	50.75
		E	34	44	50	38				41.50