
























Everybody and everyone  
Marathon 7-8.2.2009, Rahola, Tampere

01.		SALONEN Kosti ÄMAN Ari	00 00 00 00 22 20 26 20 19 00 00 00 00 00 00 00 21 19 18 20 20 24 21 19 20 22 = 582 +114 20.73 1.	22 24 26 22 00 00 00 00 00 29 22 25 24 23 27 27	24.64 27.
02.		NUOTIO Marko RANTANEN Jyri	27 26 20 23 23 22 24 00 00 00 00 00 00 00 21 19 20 20 24 23	00 00 00 00 00 00 00 19 23 29 22 23 21 20 00 00 00 00 00 00 22 20 24 24 26 21 = 586 +118 22.46 3.	22.62 5.
03.		AHO Pasi KULMALA Kari	00 00 00 00 00 00 21 22 21 23 22 22 23 00 00 00 00 00 00 00 26 21 23 23 23 21 = 589 +121 22.38 2.	25 25 21 19 22 24 00 00 00 00 00 00 00 28 21 22 26 20 21 24	22.92 7.
04.		RINTALA Joni AHLBERG Tom	28 21 21 23 24 00 00 00 00 00 00 23 23 25 20 22 25 00 00 00 00 00 20 19 23 25 = 604 +136 22.80 6.	00 00 00 00 00 25 25 21 22 28 24 00 00 00 00 00 00 21 22 25 23 26	23.82 15.
05.		WEINBERGER Reiner LANTTA Tommi	24 24 23 21 23 22 00 00 00 00 00 00 00 21 23 23 20 22 23 24	00 00 00 00 00 00 24 22 26 26 26 23 26 00 00 00 00 00 00 00 22 21 24 25 23 24 = 605 +137 22.54 4.	24.00 18.
06.		WAMBOLDT Christiane KALKA Roland	24 20 24 25 24 00 00 00 00 00 00 25 23 20 24 24 25 21	00 00 00 00 00 23 26 28 25 28 21 00 00 00 00 00 00 00 22 23 24 22 27 21 23 24 = 616 +148 23.25 8.	24.07 20.
07.		HEINO Jussi KAMMONEN Timo	00 00 00 00 23 24 24 23 25 19 25 00 00 00 00 00 00 23 21 26 23 22 00 00 00 27 = 618 +150 23.46 9.	25 28 24 22 00 00 00 00 00 00 00 27 25 22 25 21 20 00 00 00 00 00 25 23 26	24.08 21.
08.		BJÖRK Seija MUSTONEN Nina	28 22 25 25 00 00 00 00 21 24 24 21 24 22 25	00 00 00 00 23 24 20 24 00 00 00 00 00 00 00 25 24 26 24 22 27 24 28 23 22 25 = 622 +154 23.73 14.	24.07 19.
09.		SILLMAN Aki METSÄRANTA Timo	00 00 00 00 00 00 24 25 26 24 22 21 23 00 00 00 00 00 00 30 19 27 23 24 27 27 = 625 +157 24.43 26.	21 26 24 22 23 22 00 00 00 00 00 00 00 23 25 24 24 27 22	23.58 11.
10.		BORG Arto REUNAVUORI Jukka	00 00 00 00 21 21 21 25 23 27 00 00 00 00 00 00 25 22 31 24 24 24	29 25 23 24 00 00 00 00 00 00 26 23 24 24 21 24 00 00 00 00 00 00 24 25 22 24 = 626 +158 24.00 17.	24.14 22.
11.		AHRENBERG Ari GRÖNLUND Harry	00 00 00 00 00 00 24 28 23 28 22 26 22 00 00 00 00 00 00 22 22 26 21 24 27 = 626 +158 24.23 24.	25 20 20 25 26 24 00 00 00 00 00 00 00 28 25 20 26 25 24 23	23.92 16.
12.		GÖTZ Holger BILLER Manfred	00 00 00 00 00 00 24 25 19 27 28 00 00 00 00 00 25 28 28 21 22 21 23 25 23 25 = 644 +176 24.27 25.	27 27 29 26 25 26 00 00 00 00 00 23 23 26 24 24	25.45 30.
13.		REINISCH Roman FUCHS Christian	00 00 00 00 00 35 30 24 26 23 27 00 00 00 00 00 00 00 29 24 24 24 23 23 23 32 = 649 +181 26.21 35.	24 27 21 27 23 00 00 00 00 00 00 21 26 26 23 21 19 24	23.50 10.
14.		BRANDT Ralph GRAAGE Christian	00 00 00 00 31 26 24 25 21 29 30 00 00 00 00 00 00 00 32 25 24 26	27 24 25 24 00 00 00 00 00 00 00 23 23 23 23 25 21 22	= 553 +157 26.64 38. 23.64 13.
15.		WAMBOLDT Christian MEILHAUS Stefan	30 23 22 24 24 00 00 00 00 00 00 26 24 28 27 22 22 26 25	00 00 00 00 29 27 21 20 29 30 00 00 00 00 00 00 00 00 31 28 22	= 560 +164 24.85 29. 26.33 36.
16.		LEHTO Juha LÖNNGREN Petri	00 00 00 00 00 23 27 28 26 21 24 23 23 00 00 00 00 00 00 24 22 25	28 27 23 29 28 00 00 00 00 00 00 00 00 27 27 28 28 24 28	= 563 +167 24.18 23. 27.00 40.
17.		BERGSTRÖM Rolf SILLMAN Markku	00 00 00 00 00 00 27 26 27 25 23 28 00 00 00 00 00 00 00 21 22 23	31 25 30 26 24 25 00 00 00 00 00 00 26 24 25 26 29 28 27	= 568 +172 24.67 28. 26.62 37.

18.		PAAVOLA Mia PAAVOLA Rami	31 26 28 27 00 00 00 00 26 26 33 28 23 21 27	00 00 00 00 25 26 24 24 00 00 00 00 00 00 00 24 26 27 28 24 27 30	= 581 +185	26.91 39. 25.91 33.
19.		VÄRE Pyry VAAHTIO Tero	00 00 00 00 23 26 28 00 00 00 00 00 32 25 30 24 27 22 29 32	27 22 23 28 00 00 00 27 26 25 26 31 00 00 00 00 00 00 00 00 24 26	= 583 +187	27.09 41. 25.91 32.
20.		SALONEN Mika TAMMINEN Niko	29 26 22 26 22 00 00 00 00 00 00 23 30 37 34	00 00 00 00 00 22 22 30 24 27 27 00 00 00 00 22 24 28 25 26 32 30	= 588 +192	27.67 43. 26.08 34.
21.		PIEPER Oliver PÜTTEN Stephan	24 26 24 24 24 00 00 00 26 00 00 00 00 00 00 00 26 23 20 22 21	00 00 00 00 00 28 30 39 00 34 32 29 23 27 33 27 31	= 593 +197	23.64 12. 30.27 46.
22.		OTTOLA Janne SUOMELA Juha	34 00 30 24 00 00 00 32 31 00 00 00 38 23 22 24 25	00 23 00 00 27 24 24 00 00 27 26 29 00 00 00 00 27 24 26 27 26	= 593 +197	28.30 44. 25.83 31.
23.		PIEPER Uli ANDREASSON Annikki	00 00 00 00 00 28 30 27 33 22 00 00 00 26 22 28 00 00 00 27 32 24	33 33 26 32 29 00 00 00 00 00 28 38 26 00 00 00 34 24 30	= 632 +236	27.18 42. 30.27 45.

Click player's name to see scorecard. Result service powered by MIDGET.

15:16:04